



Certificate of Analysis

Sample: CE20120001-001

Harvest/Lot ID: N/A

Batch #: N/A

Metric Source Package #: N/A

Metric #: N/A

Batch Date: N/A

Sample Size Received: 1 gram

Total Weight/Volume: N/A

Retail Product Size: N/A gram

Ordered: 01/20/22

sampled: 01/20/22

Completed: 01/24/22 Expires: 01/24/23

Sampling Method: SOP-024

Page 1 of 2

Jan 24, 2022 | Horn Creek Hemp

License # R&D

P.O.Box 517











Jacksonville, OR, 97530, US

PRODUCT IMAGE

SAFETY RESULTS

MISC.



									
Pesticides NOT TESTED	Heavy Metals NOT TESTED	Microbials NOT TESTED	Mycotoxins NOT TESTED	Residuals Solvents NOT TESTED	Filtration NOT TESTED	Water Activity NOT TESTED	Moisture NOT TESTED	Homogeneity NOT TESTED	Terpenes NOT TESTED

CANNABINOID RESULTS



Total THC
<LOQ%



Total CBD
1.001%



Total Cannabinoids
1.096%

	CBDV	CBDVA	CBG	CBD	CBDA	THCV	CBGA	CBN	D9-THC	D8-THC	THCVA	CBC	THCA	BCA
%	0.019	<LOQ	0.076	1.001	<LOQ	<LOQ	<LOQ	<LOQ	<LOQ	<LOQ	<LOQ	<LOQ	<LOQ	<LOQ
mg/g	0.19	<LOQ	0.76	10.01	<LOQ	<LOQ	<LOQ	<LOQ	<LOQ	<LOQ	<LOQ	<LOQ	<LOQ	<LOQ
LOQ	0.002	0.002	0.002	0.002	0.002	0.002	0.002	0.002	0.002	0.002	0.002	0.002	0.002	0.002
%	%	%	%	%	%	%	%	%	%	%	%	%	%	%

Cannabinoid Profile Test

Analyzed by 11	Weight 1.053g	Extraction date : 01/20/22 04:01:49	Extracted By : 13
Analysis Method -SOP.T.40.020, SOP.T.30.050	Reviewed On - 01/21/22 15:22:27	Batch Date : 01/20/22 15:59:10	
Analytical Batch -CE000733POT	Instrument Used : HPLC 2030 EID 005 - Low Concentration	Running On :	

Reagent	Dilution	Consums. ID	Consums. ID
011222.R01	40	D01493069	945C6-945H
010322.06		32009E-1232	F148560
090121.03		436020160AS3 436020338AS2 436021005AS3	0325891
		C0000642	
		041CD-041C	
		042C4-042AL	

"Total THC" and "Total CBD" are calculated values and are an Oregon reporting requirement (OAR 333-064-0100). For Cannabinoid analysis, only delta 9-THC, THCA, CBD, CBDA are ORELAP accredited analytes. Cannabinoid values reported for plant matter are dry weight corrected; Instrument LOQ for all cannabinoids is 0.5 mg/mL, LOQ 'in matrix' is dependent on extraction parameters. FD = Field Duplicate; LOQ = Limit of Quantitation.

This report shall not be reproduced, unless in its entirety, without written approval from Kaycha Labs. This report is an Kaycha Labs certification. The results relate only to the material or product analyzed. Test results are confidential unless explicitly waived otherwise. Void after 1 year from test end date. Cannabinoid content of batch material may vary depending on sampling error. IC=In-control QC parameter, NC=Non-controlled QC parameter, ND=Not Detected, NA=Not Analyzed, ppm=Parts Per Million, ppb=Parts Per Billion. Limit of Detection (LoD) and Limit of Quantitation (LoQ) are terms used to describe the smallest concentration that can be reliably measured by an analytical procedure. RPD=Reproducibility of two measurements. Action Levels are State determined thresholds variable based on uncertainty of measurement (UM) for the analyte. The UM error is available from the lab upon request. The "Decision Rule" for the pass/fail does not include the UM. The limits are based on OAR 333-007, OAR 845-025.

Anthony Smith
Lab Director



01/24/22

State License # 010-1016627789D
ISO Accreditation # 99861

Signature

Signed On



POTENCY BATCH QC REPORT

 **METHOD BLANK**

Cannabinoid	LOQ	Result	Units
CBDV_WET	0.002	0	%
CBDVA_WET	0.002	0	%
THCV_WET	0.002	0	%
CBD_WET	0.002	0	%
CBG_WET	0.002	0	%
CBDA_WET	0.002	0	%
CBN_WET	0.002	0	%
CBGA_WET	0.002	0	%
THCVA_WET	0.002	0	%
D9-THC_WET	0.002	0	%
D8-THC_WET	0.002	0	%
CBC_WET	0.002	0	%
THCA_WET	0.002	0	%
CBC-A_WET	0.002	0	%
TOTAL THC	0.002	0	%
TOTAL CBD	0.002	0	%
TOTAL CANNABINOIDS	0.002	0	%
CBDV	0.002	0	%
CBDVA	0.002	0	%
CBG	0.002	0	%
CBDA	0.002	0	%
THCV	0.002	0	%
CBGA	0.002	0	%
CBN	0.002	0	%
D9-THC	0.002	0	%
D8-THC	0.002	0	%
THCVA	0.002	0	%
CBC	0.002	0	%
THCA	0.002	0	%
CBCA	0.002	0	%

Analytical Batch - CE000733POT
Instrument Used : HPLC 2030 EID 005 - Low Concentration

 **LCS**

Cannabinoid	LOQ	Recovery	Units	Recovery Limits
CBG_WET	0.002	112.2	%	70-130
CBD_WET	0.002	112.3	%	70-130
CBDA_WET	0.002	113.7	%	70-130
THCV_WET	0.002	105.3	%	70-130
CBGA_WET	0.002	104.9	%	70-130
CBN_WET	0.002	116.4	%	70-130
D9-THC_WET	0.002	110.6	%	70-130
CBC_WET	0.002	114.9	%	70-130
THCA_WET	0.002	104.7	%	70-130
CBC-A_WET	0.002	100	%	70-130

Analytical Batch - CE000733POT
Instrument Used : HPLC 2030 EID 005 - Low Concentration

This report shall not be reproduced, unless in its entirety, without written approval from Kaycha Labs. This report is an Kaycha Labs certification. The results relate only to the material or product analyzed. Test results are confidential unless explicitly waived otherwise. Void after 1 year from test end date. Cannabinoid content of batch material may vary depending on sampling error. IC=In-control QC parameter, NC=Non-controlled QC parameter, ND=Not Detected, NA=Not Analyzed, ppm=Parts Per Million, ppb=Parts Per Billion. Limit of Detection (LoD) and Limit Of Quantitation (LoQ) are terms used to describe the smallest concentration that can be reliably measured by an analytical procedure. RPD=Reproducibility of two measurements. Action Levels are State determined thresholds variable based on uncertainty of measurement (UM) for the analyte. The UM error is available from the lab upon request. The "Decision Rule" for the pass/fail does not include the UM. The limits are based on OAR 333-007, OAR 845-025.

Anthony Smith
Lab Director



01/24/22

State License # 010-10166277B9D
ISO Accreditation # 99861

Signature

Signed On